



MOBILE APPLICATION

Modern mobile application for your event. New, fast and unique solution.
Mobile application is part of **congresshome.com** family.

Selected references



- Czech Society of Cardiology
- EuroELSO Association (Extracorporeal Life Support Organization)
- EDTNA/ERCA
(The European Dialysis and Transplant Nurses Association/European Renal Care Association)
- FELASA 2019 14th FELASA Congress 2019
- UC Prague 2019 14th International Conference entitled “Underground Construction Prague 2019”
- World Congress on Medical Physics and Biomedical Engineering
- 47 - 49th EDTNA/ERCA International Conference
- 7th EuroELSO Congress on ECMO-ECLS
- 22 - 24th WONCA Europe Conference
- 53. - 56. Congress of Czech Diabetes Society
- XXIV - XXVI. Congress of Czech Society of Internal Medicine

Features and Benefits



- ✓ Modern mobile application for associations, congresses, conferences and other events
- ✓ Embedding “event subapps” directly into main app (see pictures below)
- ✓ Easy, fast and intuitive for users
- ✓ Fast data load on startup - for events of all ranges (from small workshops to huge international events with an extensive program and large number of authors and co-authors)
- ✓ Administration of all data via congresshome.com administration interface - no programming skills needed.
- ✓ Complete programme / posters / symposium organized in one EXCEL spreadsheet
- ✓ Well-arranged scientific programme organized by days, halls, blocks of lectures
- ✓ News, program changes and its simple and quick administration
- ✓ Content security
- ✓ Ratings, surveys, downloads, notifications etc.
- ✓ New Android and iOS features utilized
- ✓ Favorable price

Item types

- Structured programmes
- News, messages
- Push notifications
- List of people with details
- Information texts
- Structured menu (+ password protected)
- External links directly in main menu
- Personal programme
- Personal notes
- Maps
- Galleries
- Social networks
- Embedded websites / PDFs
- Surveys, questionnaires, quizzes (+ password protected)
- Partners, exhibitors
- Voting
- Questions for Speakers

Most records in an application can contain:

icon, text, pictures, www links, files, phone numbers, videos, files links, youtube links

Programme structure:

programme name / day / hall / lectures block / lecture / lecture detail

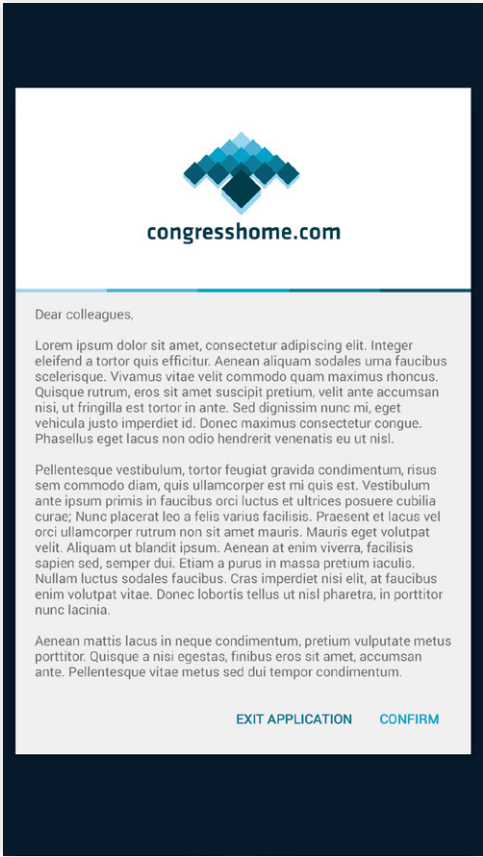
Lecture:

name, authors, text abstract, video, picture, other resources (files, links, pictures...), rating, personal note, question for speaker

Voting, questions for speakers, surveys/questionnaires:

All of these extensions can include and use main application and all sub-applications too

Function description



Terms of service

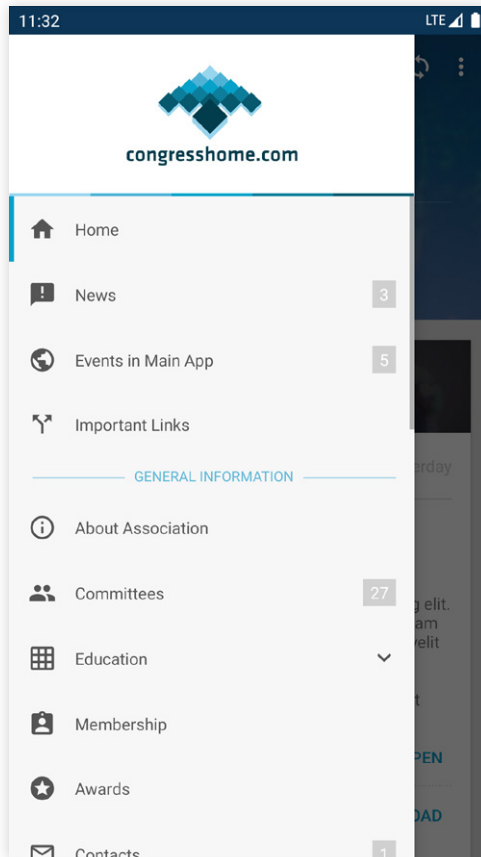
Informational text to be displayed the first time user starts the application (optional).



Loading data

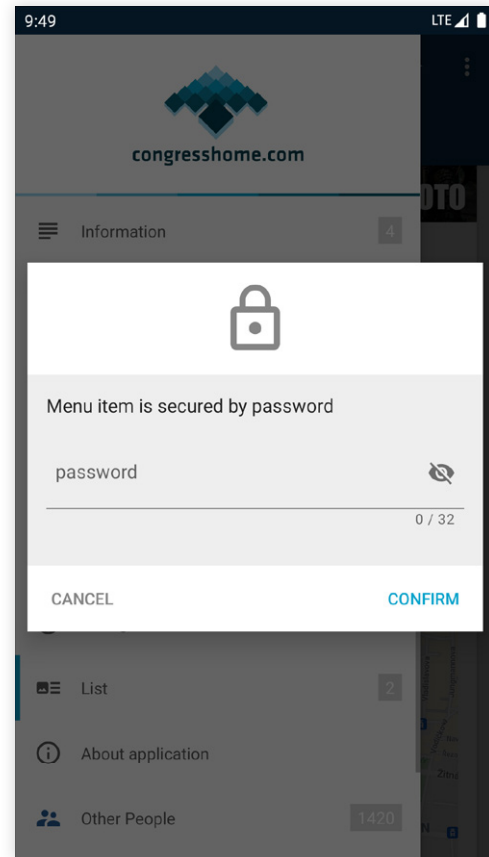
All necessary data is loaded at first start of the app.

Function description



Main menu

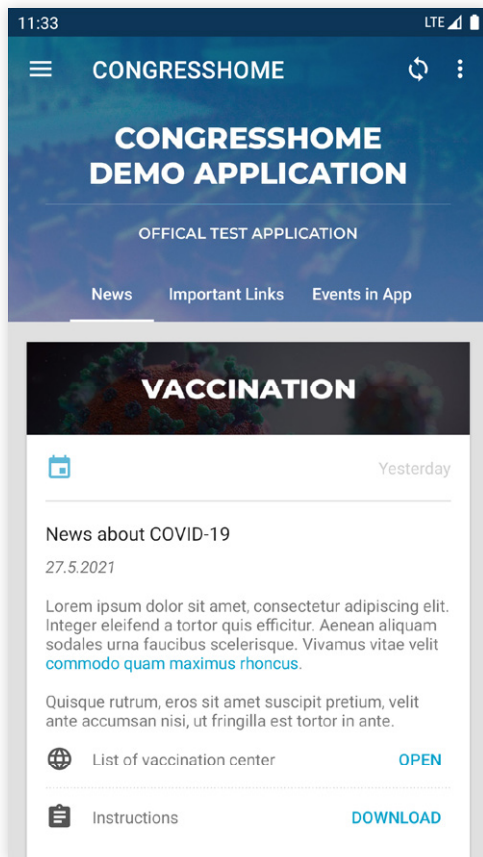
Menu of main CONGRESSHOME DEMO mobile application.



Protected items in main menu

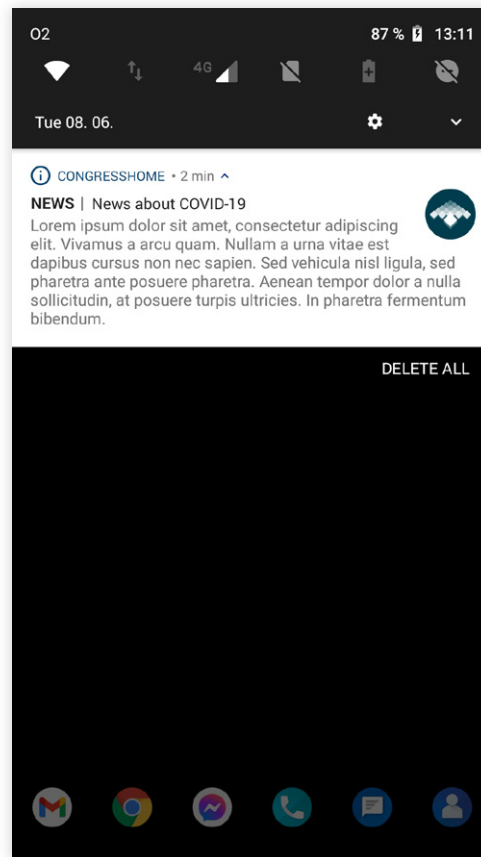
Each menu record can be protected by password.

Function description



Homepage

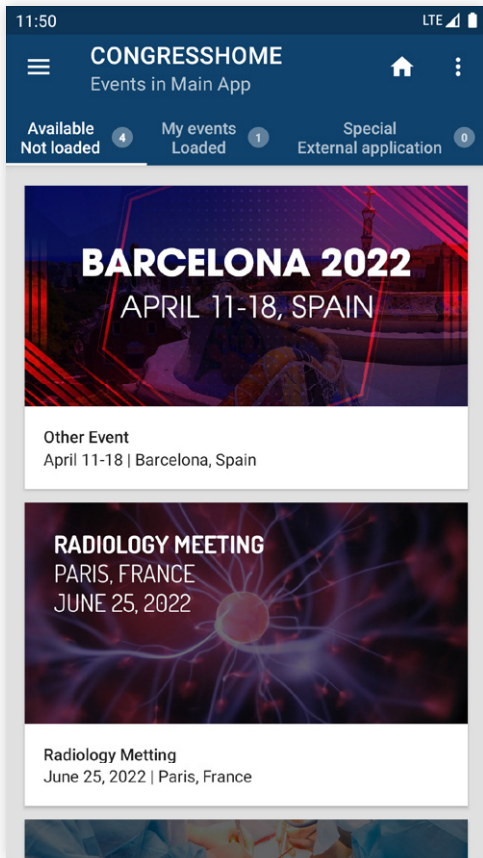
Fully customizable homepage with news, links, lists etc.



Push notification

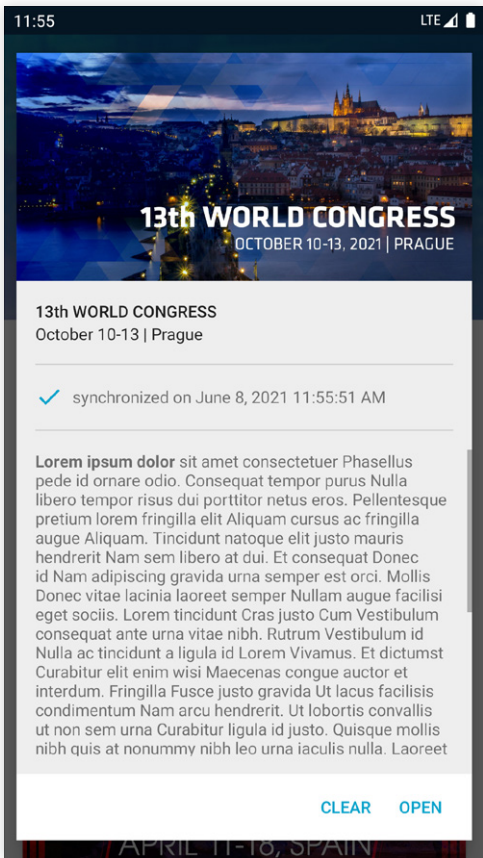
Short messages from application (independent notifications from main application and sub applications)

Function description



Events list

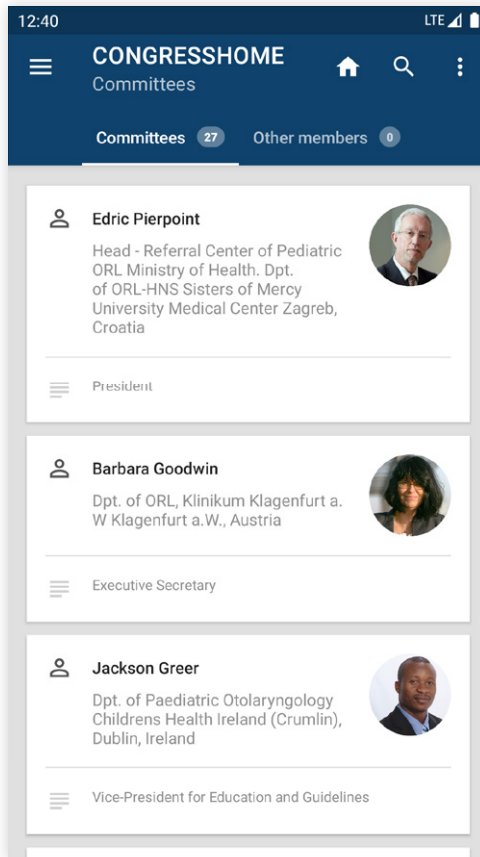
List of all available events (subapps). Loaded apps, available apps, thirdparty apps.



Event detail

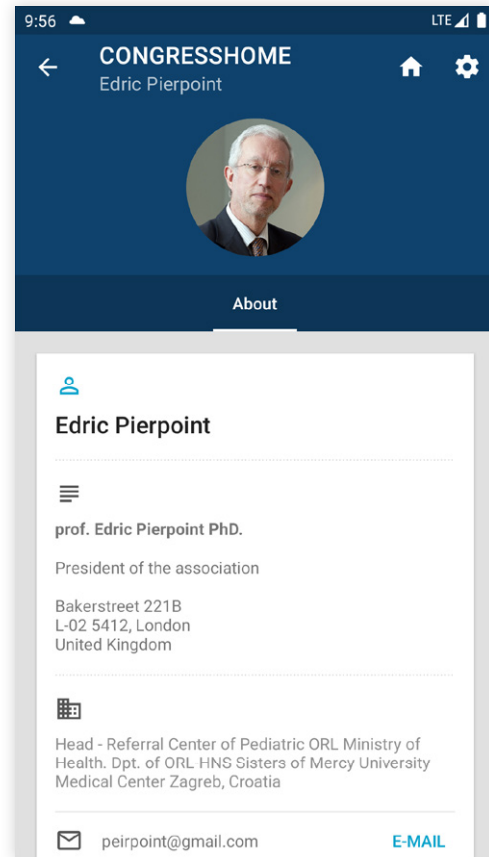
Detailed description of the selected event with the option to load / delete data of selected event.

Function description



People

Scaleable list of selected people (with/without institution, photo, short description). Possibility of more lists of people.



Person detail

Person detail with long description, institutions and photo. Unlimited list of resources to each person (files, links, pictures, videos etc.).

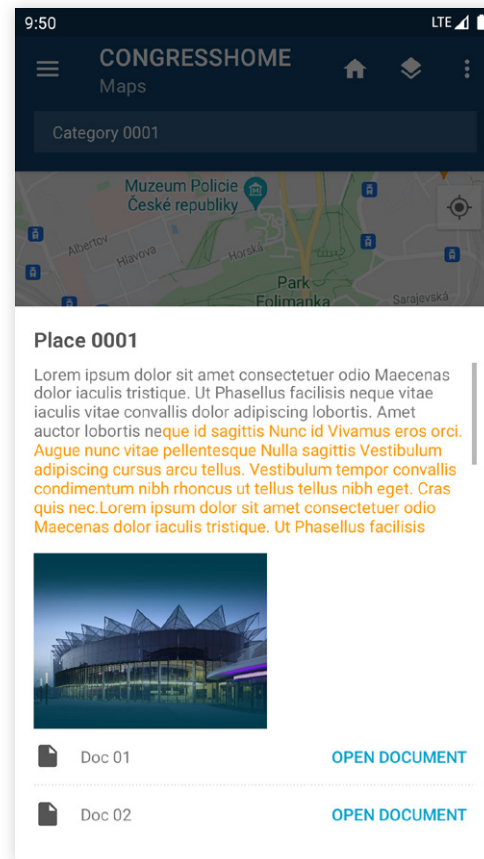
All person lectures in separate tab.

Function description



Photo gallery

Unlimited number of galleries. Quick and well-arranged, description to each photo.



Maps


Important places categorized to groups. Photo, description and resources (pictures, files, links...) Link to navigation system of mobile device (Google maps etc.)



Demo subapplication

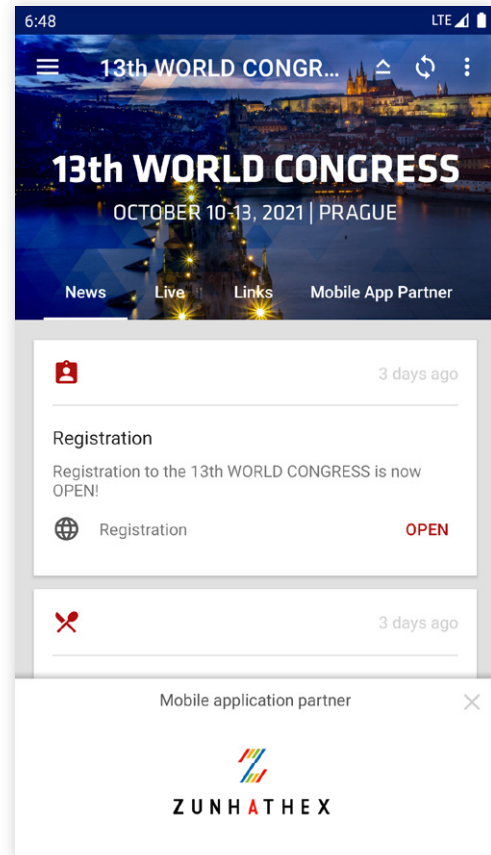
PART OF CONGRESSHOME DEMO APPLICATION

Function description



Intro

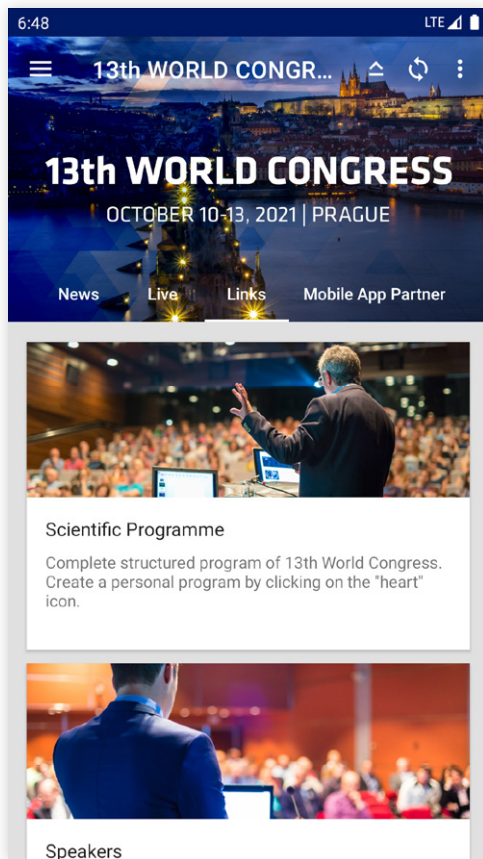
Several schematic images with a short description of what users will find in the app (optional).



Homepage

Fully customizable homepage content. Own TABs on top.

Function description



Homepage

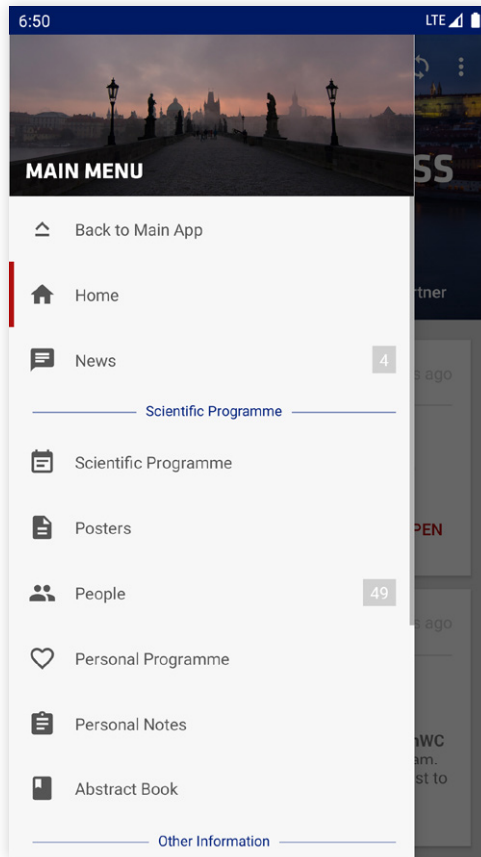
Quick direct links to application sections.



Homepage

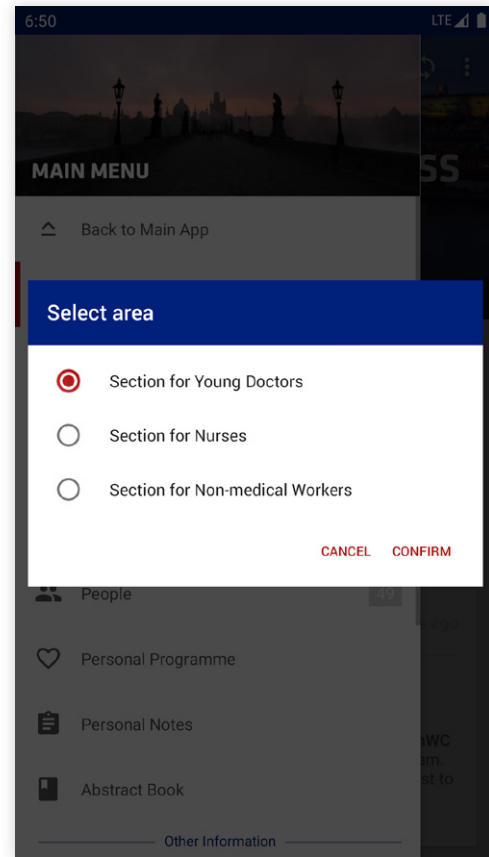
Customizable TAB - here with presentation of important part of the app.

Function description



Main menu


Menu of main “subapplication” (with possibility to go back to main application).



More programmes

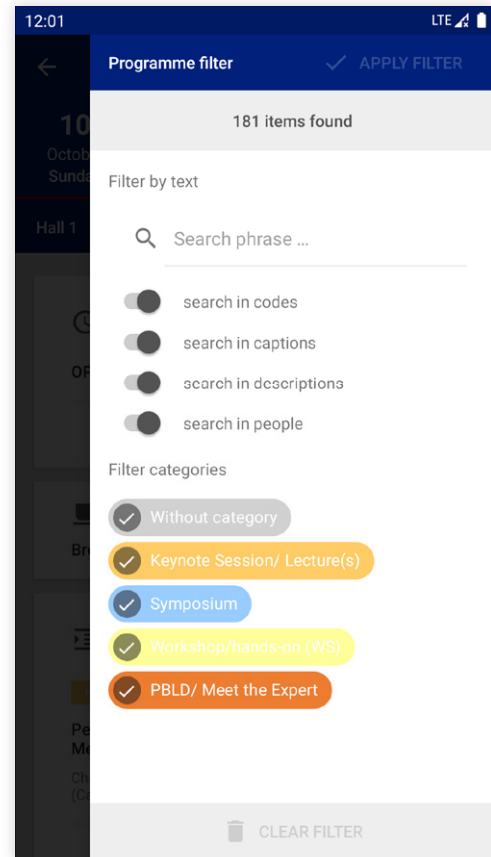
Option to have more programmes under one menu item.

Function description



Programme

Demo of scientific programme with standard structure.



Filter

Filters over lecture codes, lecture titles and subtitles, people search, categories filter.

Function description



Lecture - Abstract

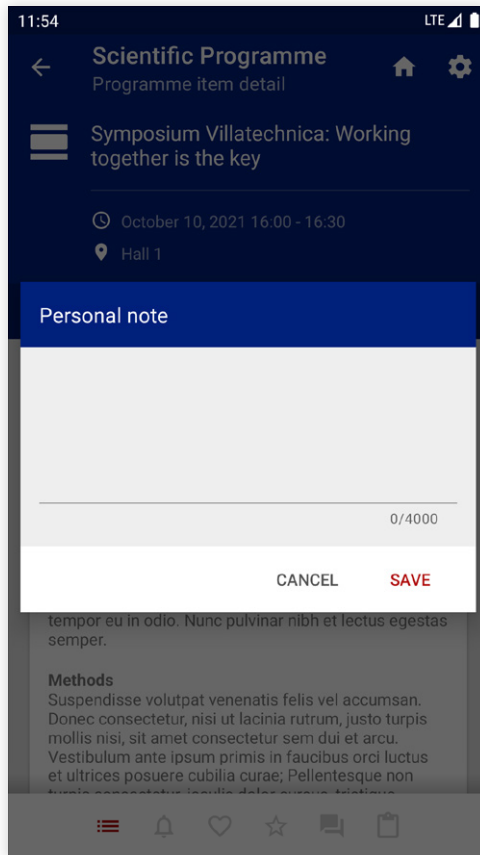
Each lecture can have text abstract directly in lecture detail..



Lecture - Resources

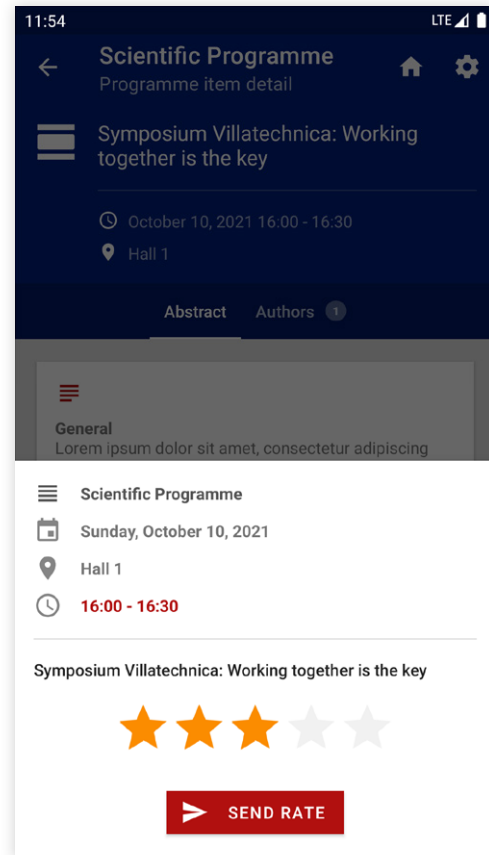
Each lecture can have unlimited number of resources (pictures, files, links, videos etc.)

Function description



Lecture - Note

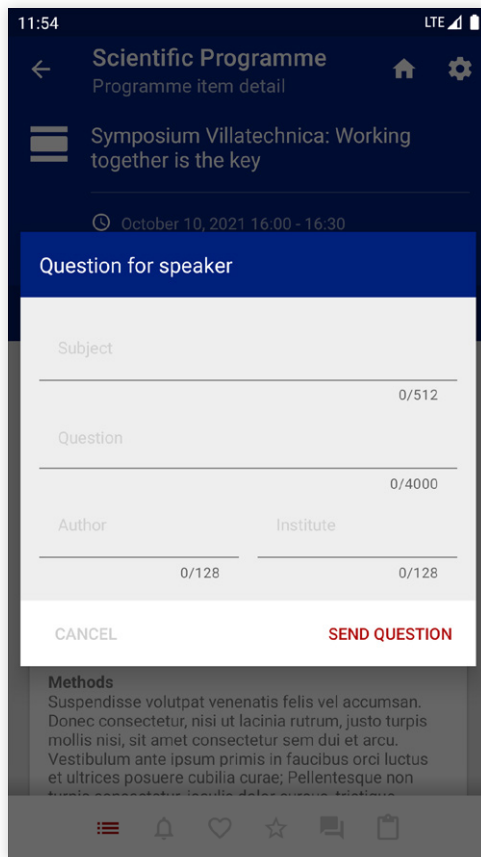
Users can write down own personal notes to each lecture (and share it via e-mail, whatsapp, google drive etc.)



Lecture - Rating

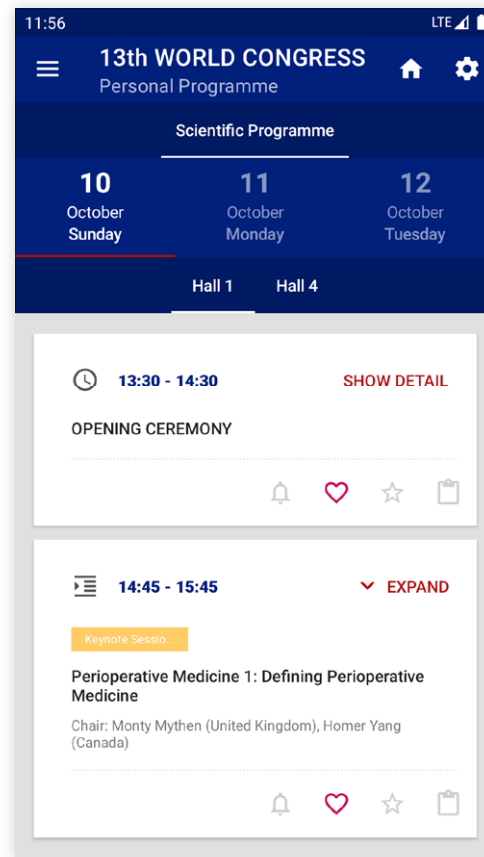
Star rating (5 best, 1 worst), possibility to send only once from each device, evaluation as XLS file.

Function description



Lecture - Question for speaker

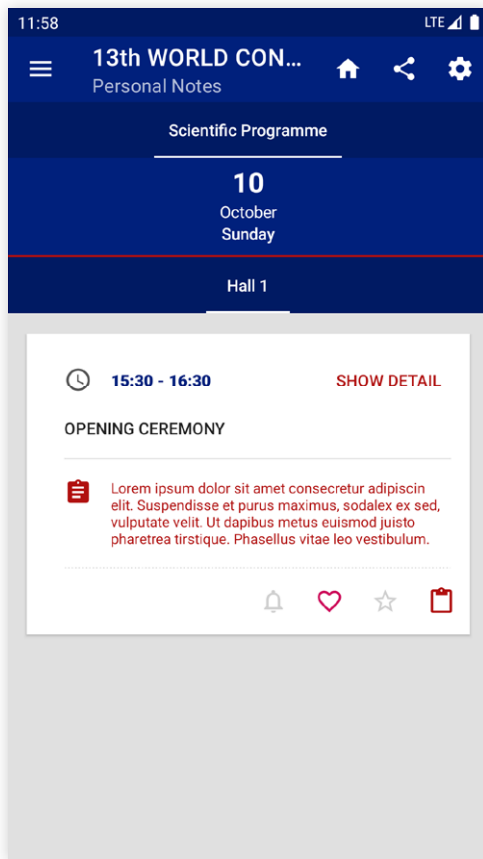
More information in "PLUGINS" section.



Personal programme

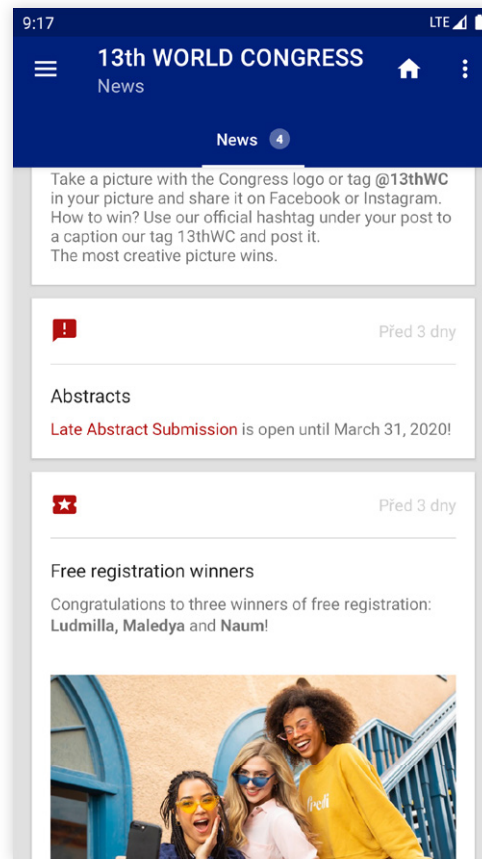
Possibility to create a personal programme.
Notification for lecture start from the personal programme.

Function description



Personal notes

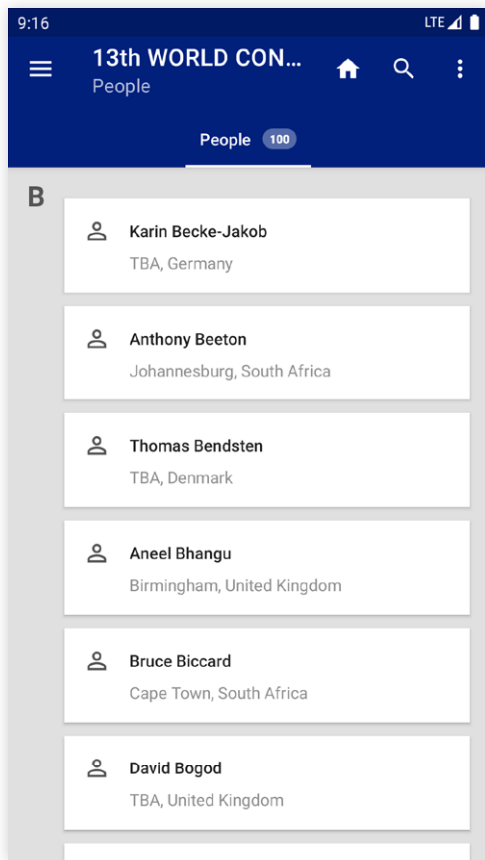
List of all personal notes from all programmes. Download, export via e-mail, whatsapp etc.



News

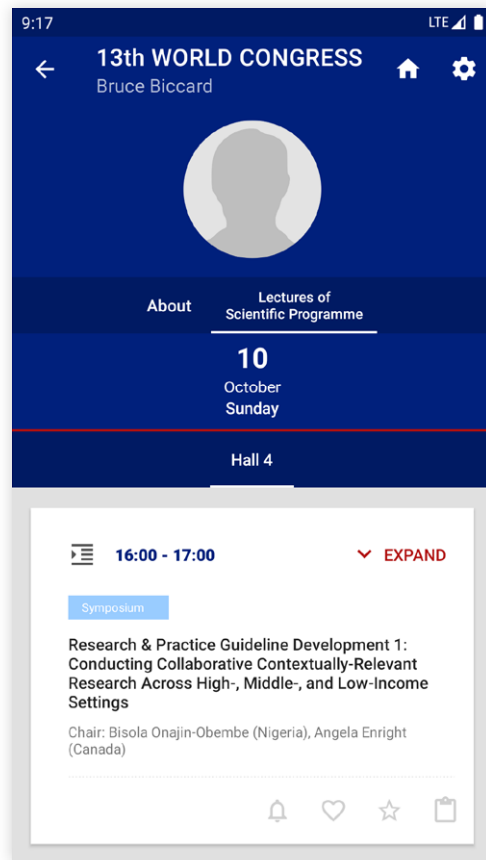
List of all news. Each record can have own resources - icon, text, picture, videos, links, files, other documents.

Function description



List of authors

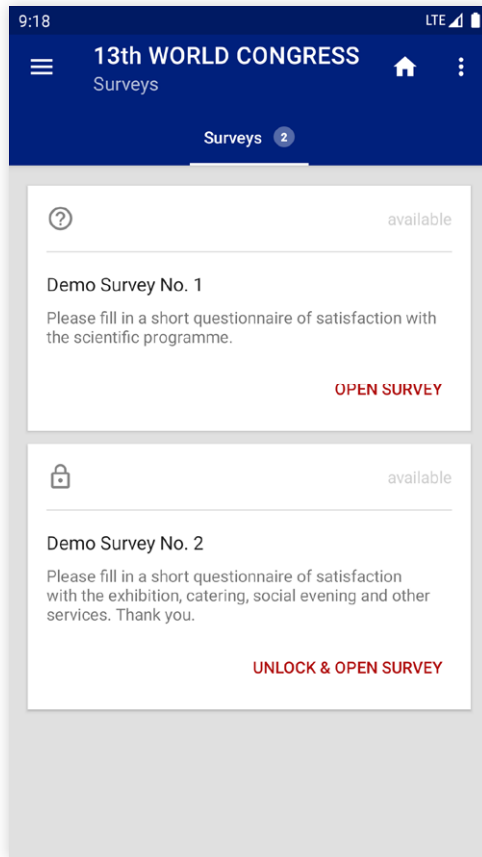
List of all authors and co-authors with details.



Person detail

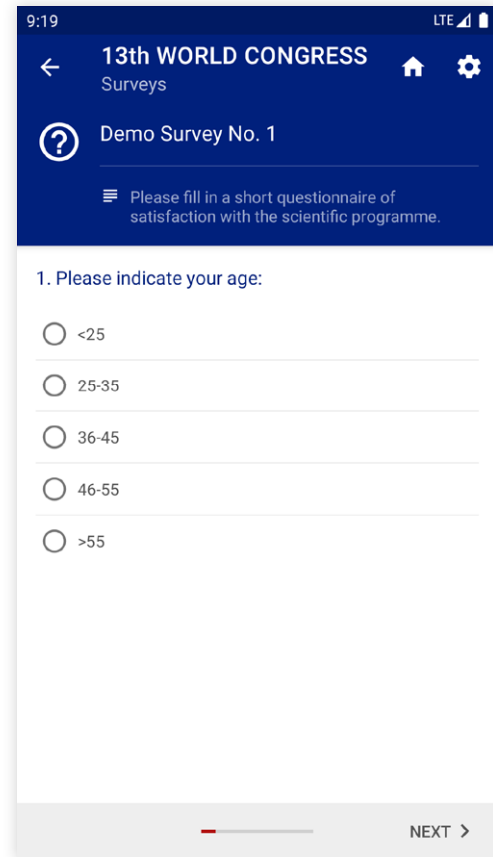
Person detail with all lectures from all programmes.

Function description



Surveys


List of categorized surveys (quizzes, questionnaires), optional password protection. Evaluation in XLS file.



Surveys - questions

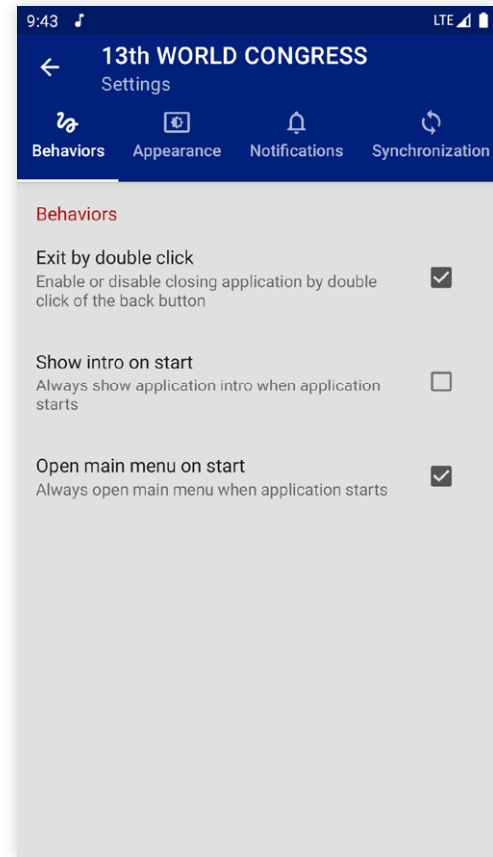
Several types of question - radio (1 from N), check (N from N), star rating, text field, number field.

Function description



Partners/exhibitors

List of categorized partners with resources.



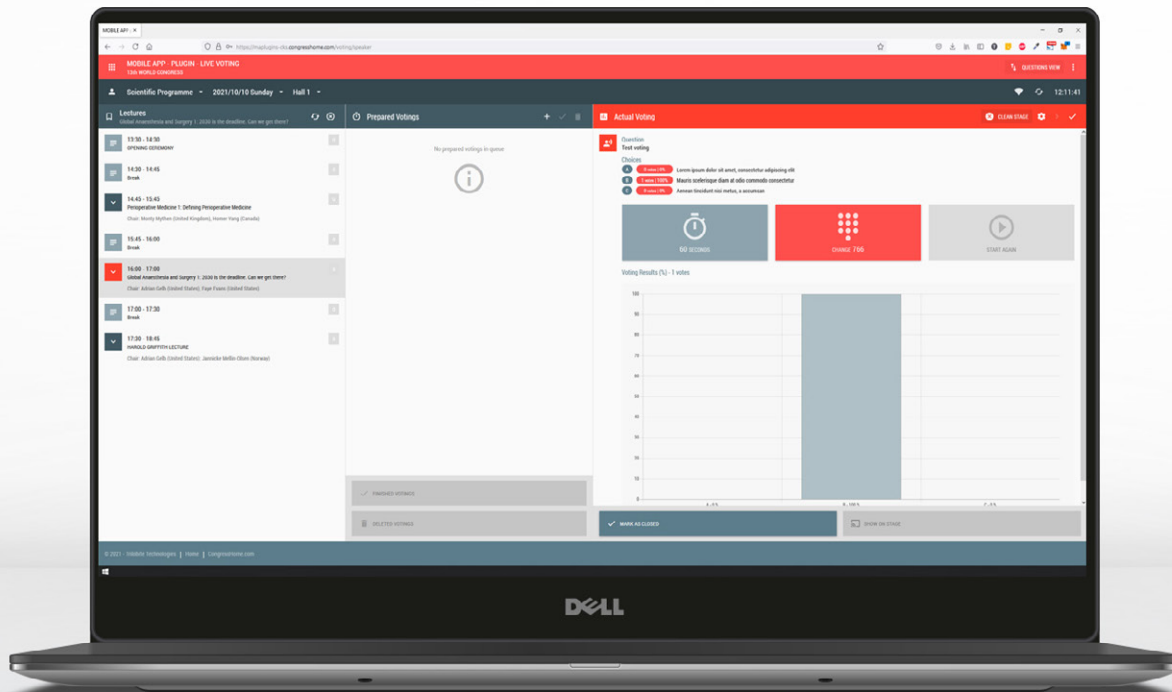
Settings

Main settings for application (behaviors, appearance, notifications, synchronization).

Extension modules

MA

- Questions for Speakers
- Voting



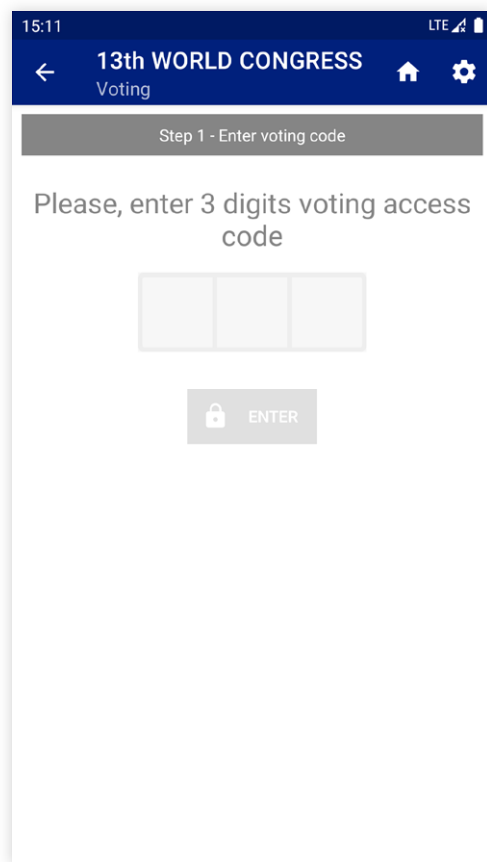
Questions for speakers



The screenshot shows a mobile application interface. At the top, the status bar displays '11:54' and 'LTE'. The app's header is 'Scientific Programme' with a subtitle 'Programme item detail'. Below this, a menu icon is next to the text 'Symposium Villatechnica: Working together is the key'. A clock icon indicates a time slot: 'October 10, 2021 16:00 - 16:30'. A modal form titled 'Question for speaker' is open. It contains four input fields: 'Subject' (0/512), 'Question' (0/4000), 'Author' (0/128), and 'Institute' (0/128). At the bottom of the form are two buttons: 'CANCEL' and 'SEND QUESTION'. Below the form, a section titled 'Methods' contains placeholder text. At the very bottom, a navigation bar shows icons for a menu, notifications, heart, star, chat, and a document.

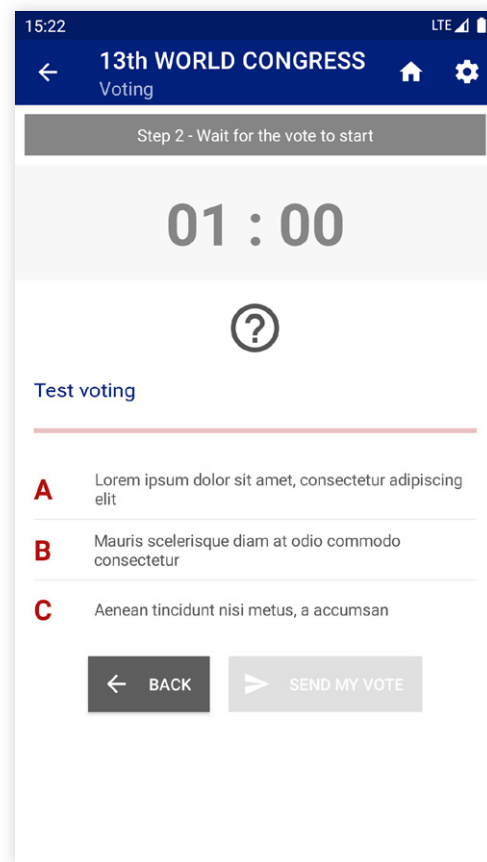
Questions for Speakers

Extension for sending and managing Questions to Speakers, easy administration of all questions for chairperson
Questions by selected lectures, question subject, text, name and institution/country of the interviewer (optional)
Unlimited number of questions, chair view for questions administration, stage view for audience in hall



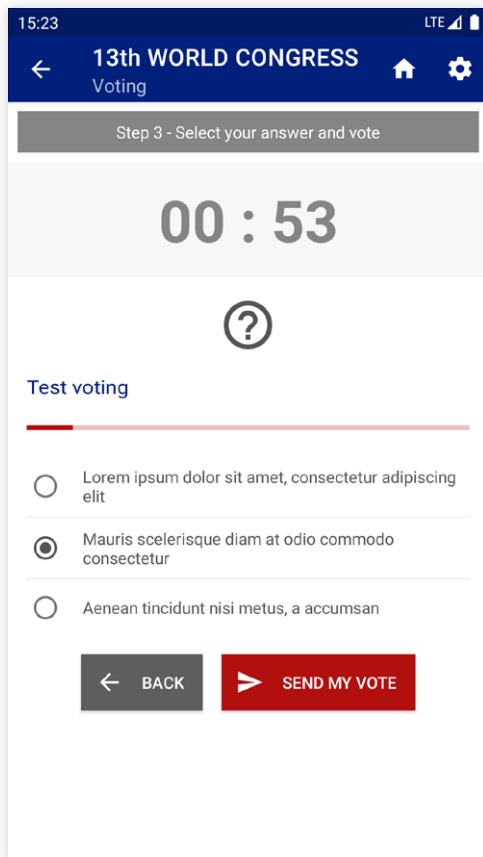
Voting

One page for all votings. Voting identification by a three-digit code reported by the speaker or displayed on the screen.



Voting

Question view, the speaker has not yet run the voting process.



15:23 13th WORLD CONGRESS Voting

Step 3 - Select your answer and vote

00 : 53

?

Test voting

☐ Lorem ipsum dolor sit amet, consectetur adipiscing elit

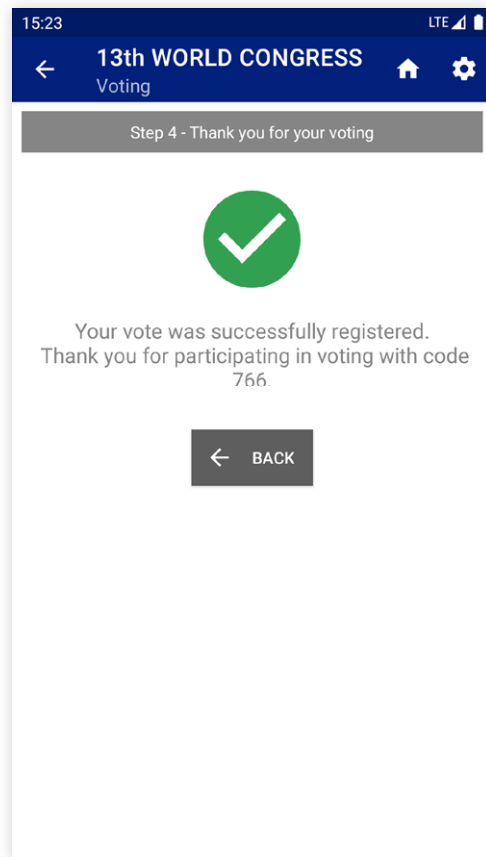
☒ Mauris scelerisque diam at odio commodo consectetur

☐ Aenean tincidunt nisi metus, a accumsan

← BACK SEND MY VOTE

Voting

After the voting starts, the people in the hall have the chosen time to send the election (it is possible only once from each device).



15:23 13th WORLD CONGRESS Voting

Step 4 - Thank you for your voting

✓

Your vote was successfully registered.
Thank you for participating in voting with code 766.

← BACK

Voting

After sending the response, all responses are recorded in the system.



congresshome.com

Copyright © 2020 Trilobite Technologies, s.r.o.